



2021 Community Health Needs Assessment

**PINEVILLE
COMMUNITY
HEALTH CENTER**



850 Riverview Ave. | Pineville, KY 40977 | (606) 337-3051
www.pinevillehospital.org

This Community Health Needs Assessment (CHNA) Implementation Strategy was prepared for Pineville Community Health Center by the Community and Economic Development Initiative of Kentucky (CEDIK) at the University of Kentucky.

CEDIK works with stakeholders to build engaged communities and vibrant economies. If you have questions about the assessment process, contact Melody Nall, CEDIK Extension Specialist: melody.nall@uky.edu or (859) 218-5949.



University of Kentucky
**College of Agriculture,
Food and Environment**
*Community and Economic
Development Initiative of Kentucky*
cedik.ca.uky.edu



850 Riverview Avenue
Pineville, Kentucky 40977
606-337-3051

Dear Community Resident:

Thank you for your interest in Pineville Community Health Center's 2021 Community Health Needs Assessment (CHNA). This assessment will help PCHC, in partnership with our communities and healthcare partners, strengthen our ability to serve our community by identifying respective health concerns, measure the impact of current public health efforts, and guide the appropriate use of resources.

The data contained in this report was collected from surveys, focus groups, and key informant interviews conducted in our communities, and are being reported along with health information collected from reputable national, state, and local sources. With the information gathered, PCHC looks forward to improving our community healthcare services and proactively providing quality care close to home.

Pineville Community Health Center is growing and working hard to improve the patient experience by providing patient-centered care, treatment, and specialty services at our facility here in Pineville and Bell County. We continue to recruit physicians, add more services, and utilize additional resources so our family, friends, and neighbors do not have to travel away to receive the needed care. We believe it is our responsibility as your local healthcare center to provide accessible, affordable, and effective medical services.

Respectfully,

A handwritten signature in black ink, appearing to read 'Terry W. Nichols', is written over a thin horizontal line.

Terry W. Nichols
Chief Executive Officer
Pineville Community Health Center, Inc.

Pineville Community Health Center

The Pineville Community Health Center proudly serves Pineville, Bell County and all surrounding communities. Our staff keep patients and visitors care and comfort utmost in mind.

We want our patients and visitors to feel safe and comfortable when stepping foot in our hospital. PCHC serves Southeastern Kentucky area by providing 24-hour emergency services, outpatient surgery, and other medical services.

We strive to be the healthcare provider of choice, with a commitment to quality, teamwork, professionalism and personalized care.

Mission

At Pineville Community Health Center we strive for excellence in everything we do. We provide quality care to all citizens of all ages. We are forward looking to meet the changing health care needs of Pineville, Bell County and the surrounding areas. We care about and support our employees through training and education who in turn are caring and committed to our patients and our organization.



CHNA Background

Pineville Community Health Center contracted with the Community and Economic Development Initiative of Kentucky (CEDIK) in the summer of 2020 to conduct a Community Health Needs Assessment (CHNA) in accordance with the Affordable Care Act. The Affordable Care Act, enacted March 23, 2010, added new requirements that hospital organizations must satisfy in order to be described in section 501(c)(3), as well as new reporting and excise taxes.

The IRS requires hospital organizations to complete a CHNA and adopt an implementation strategy at least once every three years. This CHNA is the first prepared by CEDIK for this organization.

Here is an overview of the CHNA process that CEDIK uses based on the IRS guidelines:

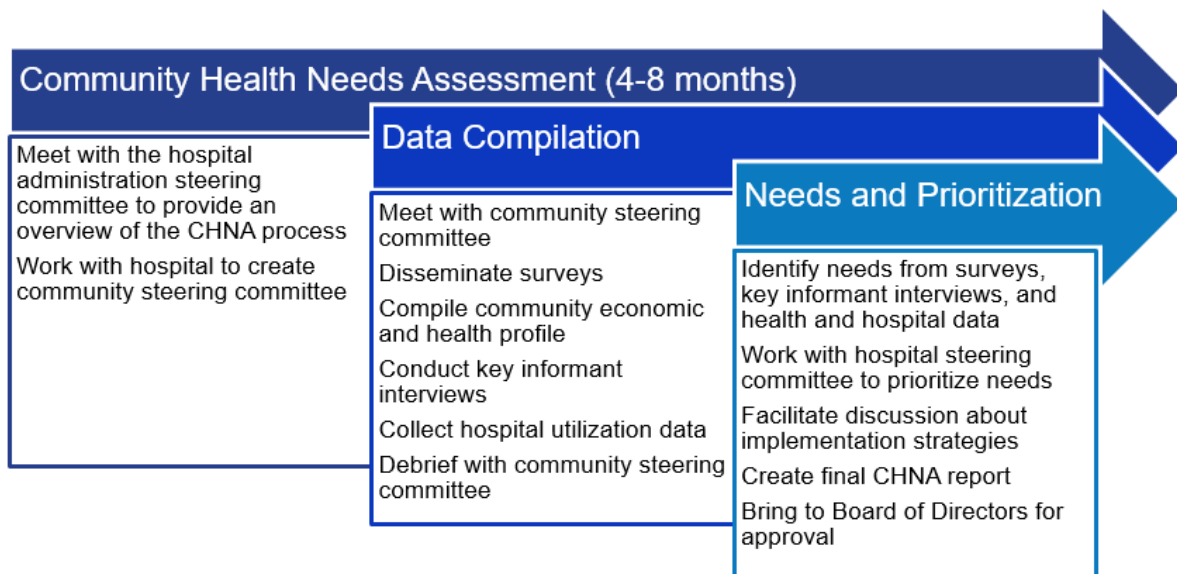


Table of Contents

Introduction	7
The Assessment Process	9
Secondary Data Exploration:	9
Community, Economic, and Health Profiles	
The Community Steering Committee	12
Community Feedback	13
Survey Results	16
Prioritization of Identified Health Needs	20
Implementation Strategy	21
Next Steps	24
Appendix	25
Secondary Data Sources	
Survey	
Bell County Resource Guide	
Approval	47

Introduction

Pineville Community Health Center

The Pineville Community Health Center understands that healthcare is evolving. The advances in medicine and strides in technology are providing local communities access to better healthcare. It is our desire to provide the best care in our region.

Our associated staff is here to help patients and their loved ones as needs arise during a hospital stay, physician visit or medical tests. The comfort and care of our patients is our major goal. Pineville Community Health Center desires to provide the population we serve with the tools needed to increase its education and health awareness.

Pineville Community Health Center provides general medical and surgical care for inpatient, outpatient, and emergency room patients, and participates in the Medicare and Medicaid programs.

Emergency room services are available on a 24-hour per day, seven-day per week basis.

Services

- Emergency Room
- Rural Health Clinic
- Specialty Clinic
- Surgery
- Laboratory & Diagnostic Procedure
- Radiology
- Respiratory
- Pharmacy
- Nursing Services
- Dietary



A Portrait of the Community Served by Pineville Community Health Center

Pineville, population 1,831 (2019), is one of the oldest settlements in Kentucky, located at the crossing of the Cumberland River by the Wilderness Road in Bell County, total population 26,561 (2019). Pineville serves as the county seat.

The economy is dependent on the coal mining industry, local family owned businesses and tourism. Residents and visitors alike enjoy Pine Mountain State Resort Park, Kentucky Mountain Laurel Festival, and nearby Cumberland Gap National Historical Park.

In order to determine the primary service area of PCHC, Inc. for this assessment, patient origin and not just geographic location revealed that 76.25% of the patient population originates from Pineville and Bell County. This demonstrates that the assessment includes the majority of the population served.



Assessment Process

The assessment process included collecting secondary data related to the health of the community. Social and economic data as well as health outcomes and provider data were collected from secondary sources to help provide context for the community (see below). Finally, with the assistance of the Community Steering Committee, input from the community was collected through focus group discussions, key informant interviews and surveys.

First we present the demographic, social, economic and health outcomes data that were compiled through secondary sources. These data that follow were retrieved from County Health Rankings April 2021. For data sources see appendix.

Demographics

Indicator	Bell County	Kentucky	National Level
2019 Population Estimate	26,569	4,467,673	328,239,523
Percent of Population under 18 years	21.3%	22.6%	22.6%
Percent of Population 65 year and older	19.2%	16.4%	15.6%
Percent of Population Non-Hispanic White	94.0%	84.3%	60.7%
Percent of Population Non-Hispanic Black	2.4%	8.2%	12.5%
Percent of Population Hispanic	1.2%	3.8%	18.1%
Percent of Population Asian	0.4%	1.6%	8.7%
Percent of Population American Indian & Alaska Native	0.3%	0.1%	4.0%
Percent Native Hawaiian/Other Pacific Islander	0.1%	0.1%	0.2%
Percent of the Population Females	51.0%	50.7%	50.7%
Percent of the Population Rural	62.5%	41.6%	19.3%
Percent of the Population not Proficient in English	0.0%	1.0%	4.0%

Social and Economic Factors

Indicator	Bell County	Kentucky	Top US Performers
Percentage of adults ages 25 and over with a high school diploma or equivalent	96%	90%	96%
Percentage of ages 25-44 with some post-secondary college	41%	62%	73%
Percent of unemployed job-seeking population 16 years and older	6.3%	4.3%	2.6%
Percent of children in poverty	44%	22%	11%
Percent of children qualifying for free or reduced lunch	80%	60%	32%
Disconnected Youth	12%	8%	4%
Income inequality ratio	5.4%	5.1	3.7
Percent of single-parent households	36%	34%	20%
Median Household Income	\$29,400	\$50,200	\$69,000
Social Association Rate per 10,000 population	10	10.7	18.4
Violent crime rate per 100,000 population	170	222	63
Injury death rate per 100,000 population	129	93	58

Physical Environment

Indicator	Bell County	Kentucky	Top US Performers
Average daily density of air pollution - PM 2.5	9.7	10.7	6.1
Presence of drinking water violations	Yes		
Percentage of severe housing problems with at least one of the following; Overcrowding, high housing costs, or lack of kitchen or plumbing facilities	20%	14%	9%
Percentage of workforce driving alone to work	76%	82%	72%
Percentage of workforce commuting alone for more than 30 minutes	30%	30%	16%

Health Outcomes

Indicator	Bell County	Kentucky	Top US Performers
Premature death rate	13,400	9,700	5,500
Child mortality rate	60	60	40
Percent of live births with low birth weight	10%	9%	6%
Percent of population in fair/poor health	29%	24%	12%
Physically unhealthy days	6.2	5.1	3.1
Percent of population in frequent physical distress	20%	17%	9%
Mentally unhealthy days	5.6	5	3.4
Percent of population in frequent mental distress	19%	16%	11%
Percent of population who are diabetic	23%	13%	7%
HIV prevalence rate	n/a	184	41

Health Behaviors

Indicator	Bell County	Kentucky	Top US Performers
Percent adult smokers	28%	25%	14%
Percent obese adults with BMI ≥ 30	37%	34%	26%
Percent physically inactive adults	38%	29%	20%
Percent of population with access to exercise opportunities	84%	71%	91%
Percent of adult excessive drinking	13%	17%	13%
Percent alcohol-impaired driving deaths	24%	26%	11%
Chlamydia rate newly diagnosed per 100,000 population	271.4	433.7	161.4
Teen birth rate ages 15-19 per 1,000 population	63	34	13
Percent of population food insecure	22%	15%	9%
Percent of population limited access to healthy foods	12%	6%	2%
Drug overdose mortality rate per 100,000 population	38	32	10
Motor vehicle crash deaths per 100,000 population	20	17	9

The Community Steering Committee

The Community Steering Committee plays a vital role to the CHNA process. CEDIK provides a list of community leaders, agencies and organizations to the hospital to assist them in the recruitment of members that would facilitate broad community input.

These committee members represent organizations and agencies that serve the Bell county population in a variety of areas that relate to a populations health. By volunteering their time, the committee members enabled the hospital to acquire input from residents that are often not engaged in conversations about their health needs. The steering committee provides both an expert view of the needs they see while working with the people and clients they serve and in extensive distribution of the community survey. Conducting this assessment during the COVID-19 pandemic added new challenges in accessing community input, however the community steering committee was committed to the process both with promoting the survey through social media and through organization's listserv.

Upon recruitment to the steering committee, CEDIK representatives schedule and complete a virtual meeting to introduce the assessment process, the role and duties of a committee member and conduct a facilitated discussion in a focus group format. A final steering committee was held via Zoom for the reporting of survey, focus group, and key informant interview results and to complete a prioritization process of the identified health needs with the goal to make recommendations for the hospital to address over the next three years.

Pineville Community Health Center Community Steering Committee

Name	Organization
Albey Brock	Bell County, Judge Executive
Shelia Durham	Chamber of Commerce, Director
Teresa Hunter	Bell County Health Department, Director
Tom Gambrel	Bell County Schools, Superintendent
Brian Good	Bell County Cooperative Extension, 4-H Youth Development Agent
Scott Madon	City of Pineville, Mayor
Ethel Sparks	First State Bank, Branch Manager
Kathy Warren	Pineville Independent Schools

Community Feedback

Focus Group and Key Informant Interviews

In July 2020, members of the PCHC, Inc. CHNA steering committee participated in a focus group for this community health needs assessment. The committee membership includes representation from the health department, behavioral health, public schools, family resource centers, cooperative extension and community based services. The members bring knowledge and expertise related to health needs of the populations they serve.

In addition, a total of three key informant interviews were completed in late summer and fall of 2020. Below is a summary of the responses that highlights the results of the conversations that identify strengths of the community and the healthcare system, challenges/barriers in the broader healthcare system and opportunities for improving the health of the community.

Vision for a Healthy and Vibrant Bell County

- More jobs in the area
- Reduced substance use
- Health education
- Public transportation system
- Food security and healthy food available
- Programs for retired coal miners
- YMCA – for families to exercise & youth sports
- Grow healthcare services to be more robust and the best available in the region

Most Significant Health Needs in Bell County

- Obesity/sedentary lifestyles
- Diabetes
- Substance use (opioids)
- Heart disease
- Cancer – lung, brain, bone and others
- Tobacco use and vaping
- Kidney problems (transportation to dialysis treatment)
- Healthy foods are expensive
- Mental health – youth and senior adults
- Single parents/grandparents raising children

Perception of Current Healthcare System – Strengths

(Includes hospital, health department, physicians, clinics, behavioral health, available housing, affordable utilities, available food)

- Good doctors that care about patients
- Food access through school district
- Admissions staff and process are great at PCHC
- Public transportation
- Resource guide from Saving Bell
- Many healthcare options in Bell County - FQHCs (MCHC and Grace), PCHC and Middlesboro ARH, school clinic)
- Mountain Comprehensive Health Care has helped the schools tremendously
- During COVID – PCHC great job with testing and results
- HD – great presence in community and connect people to resources.

Perception of Current Healthcare System – Opportunities

(Includes hospital, health department, physicians, clinics, behavioral health, available housing, affordable utilities, available food)

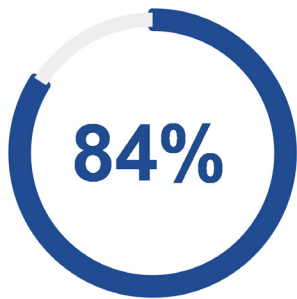
- Assist parents in accessing healthcare – reduce barriers
- Increase telehealth appointments and opportunities
- Increase the number of physicians in the area
- Persistent stigma associated with reaching out for assistance with health issues (physical or mental)
- Job opportunities at the hospital post-graduation is a positive for school district
- Reduced stigma for seeking treatment, available treatment options, syringe exchange program, harm reduction programs and education
- Promote parks and help people make better, healthier choices
- Health insurance is frustrating – not approving medications that are prescribed
- People bypass the hospital and go to Corbin or London
- Not confident that facility is or will be staffed appropriately for care
- Not confident that equipment is up to date and available for patient care
- People do not know what services are available currently at PCHC

Barriers to Accessing Healthcare

- Lack of public transportation
- Lack of resources for grandparents raising grandchildren (need for information, support groups)
- Stigma and pride
- Lack of knowledge about resources in community
- Internet access (about 42% of households have internet)
- Loss of confidence in hospital
- Lack of education on healthy choices, and importance of making those healthy choices with food and exercise
- Financial reasons – must choose what they spend their money on i.e. light bill or medical bill

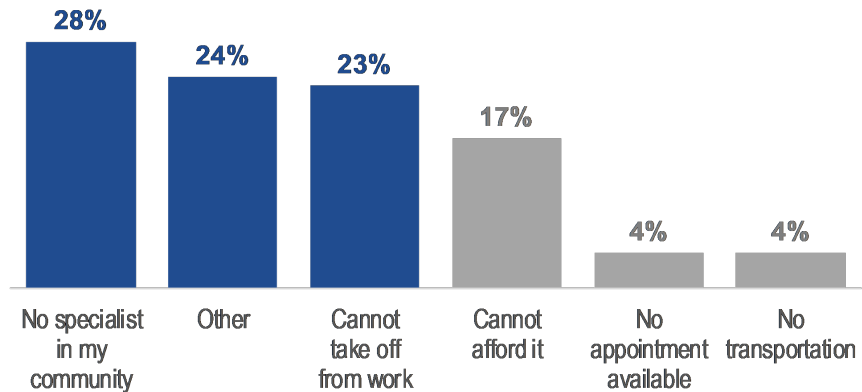
How to Better Meet Health Needs or Improve Health in Bell County

- Health education on substance use and nutrition (schools and public)
- Substance use treatment
- Additional specialists or specialty clinics (allergy/asthma, ENT, nephrologist, cardiologist, pediatrics, endocrinologist)
- Public transportation
- Telehealth (linked to specialists)
- Market services offered at hospital and in community
- Campaign to increase confidence in the hospital
- Affordable health care for people who lack insurance or have high deductibles
- Health literacy training for public – how to make an appointment, questions to ask, how to take medications safely and correctly

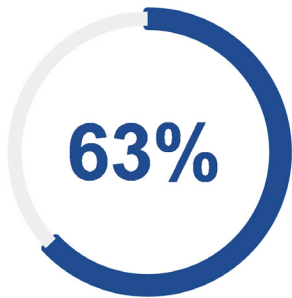


Respondents who **have a family doctor**. **78%** visit their doctor regularly. **70%** receive routine healthcare.

Reasons why respondents do not receive routine healthcare:

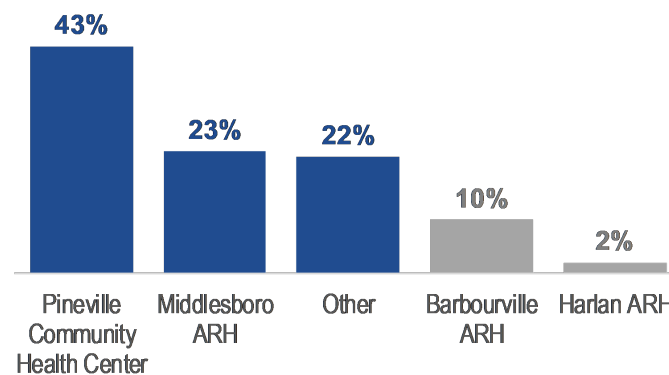


**Other reasons respondents do not receive routine healthcare: no need (not sick/only go when needed), too busy, cannot find doctor I prefer/like.*

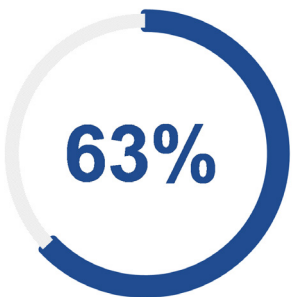


Households that **have used hospital services in the past 24 months**.

Hospitals households visited in the past 24 months:



**Other responses: Baptist Health Corbin; Grace Health Corbin; University of TN Medical Center, Knoxville; MCHC Clinic; UK Hospital; St. Joseph (Lexington or London).*



Households that are **currently without health insurance**.

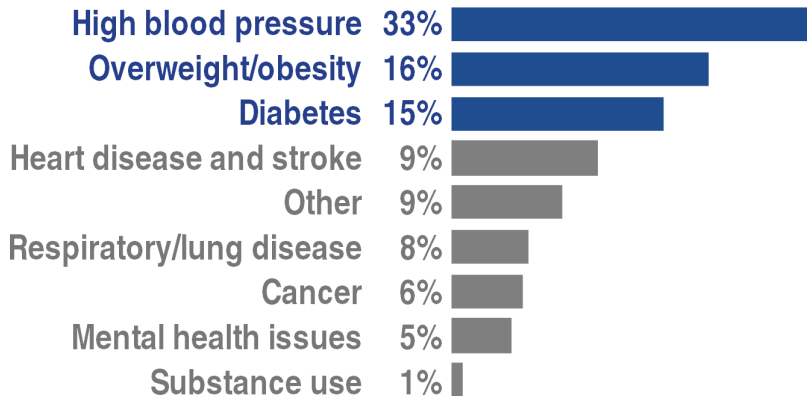
Preventive procedures respondents have had in the last year:

Routine Physical	34%
Mammogram (Women)	19%
Pap Smear (Women)	17%
PSA - Prostate Specific Antigen (Men)	4%
Colonoscopy	7%
Other	14%

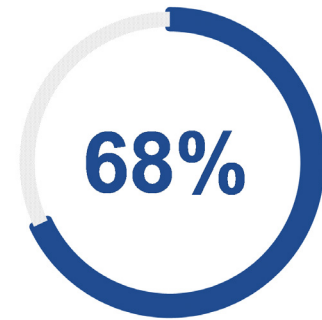
Other responses: vision and dental.

** Not all survey respondents answered every question. Respondents = total number of responses for each question; Households = questions where respondents were asked if "anyone in their household" were impacted.*

Top three health challenges that households face:

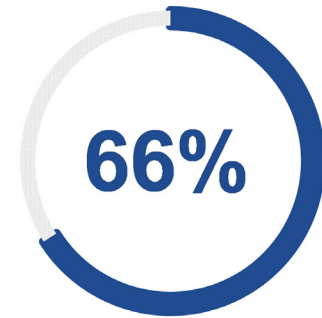
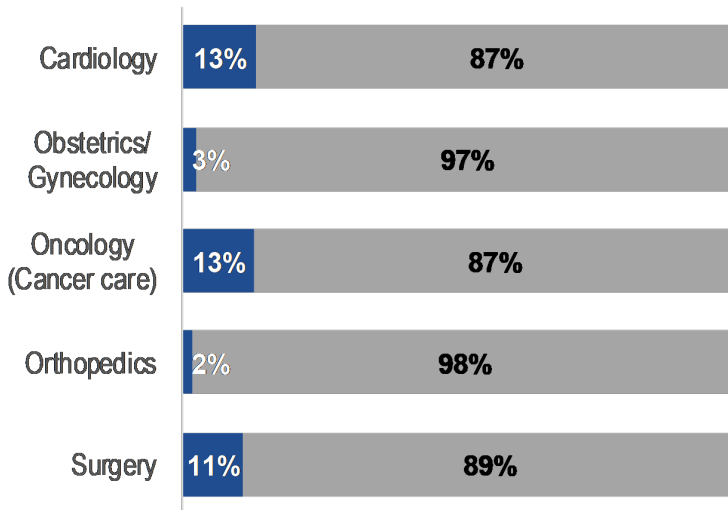


Other: Rheumatoid Arthritis, thyroid issues, allergies, kidney disease, chronic pain



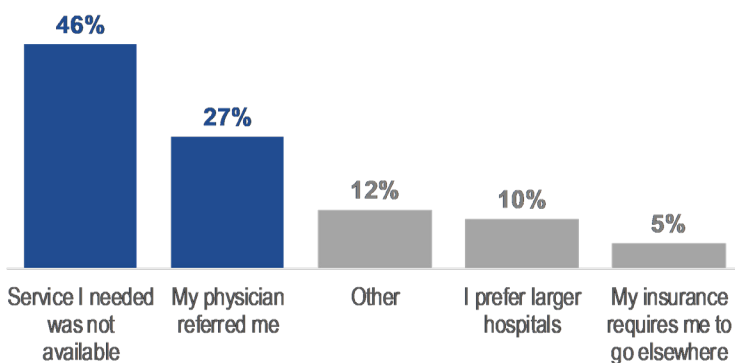
Households **satisfied with the ability to access healthcare services in Bell County.**

Households used any of the specialty services below in the past 24 months **at PCHC** or **other hospital**.



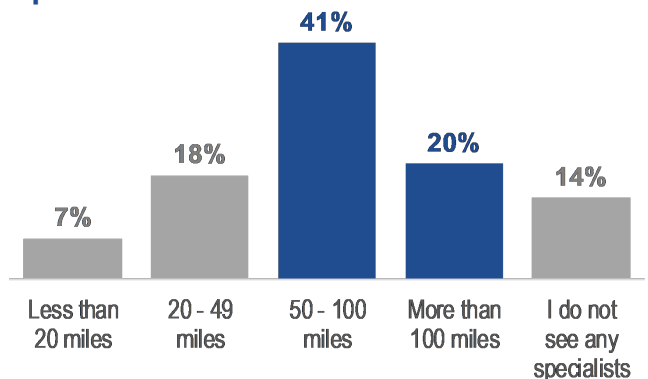
Respondents **would recommend PCHC to family and friends.**

Why respondents **went to a different hospital than PCHC**:

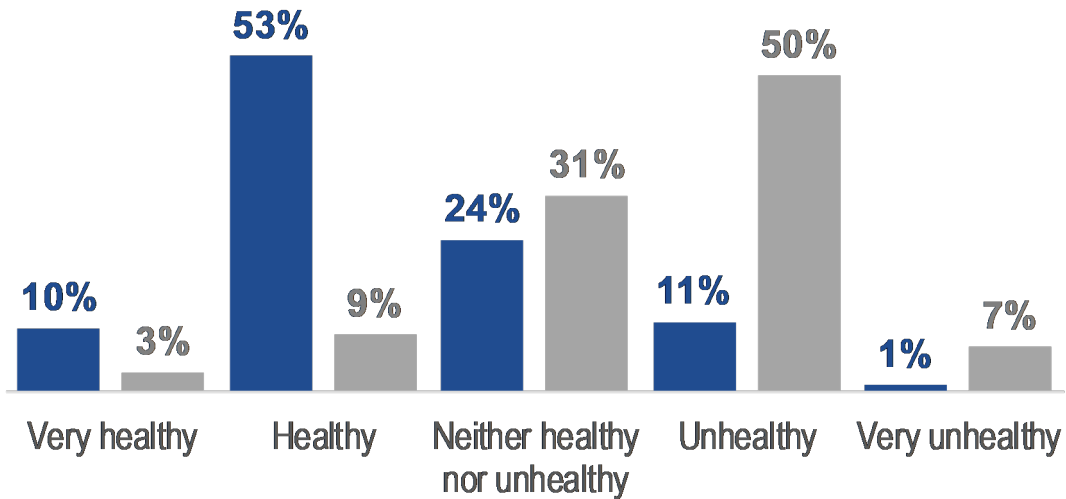


Other: lack of trust/poor quality of care and facilities (due to loss of CMS Medicare and Medicaid certification); always went somewhere else; lack of specialists; better care elsewhere; closer to home; doctor at another hospital or referred elsewhere

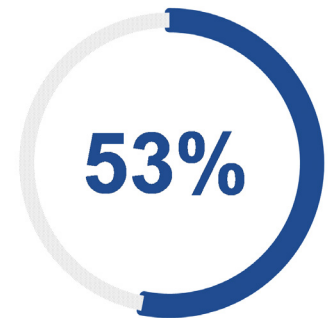
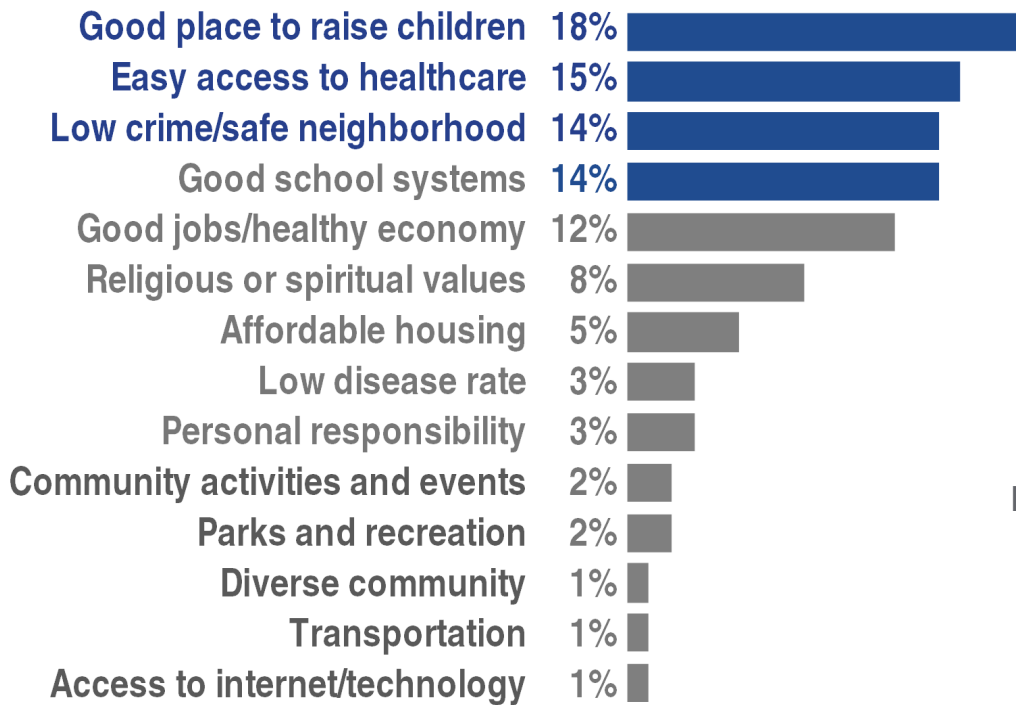
How far households travel to see a **specialist**:



Respondent's rating **of their health** and the **health of the people in Bell County**:

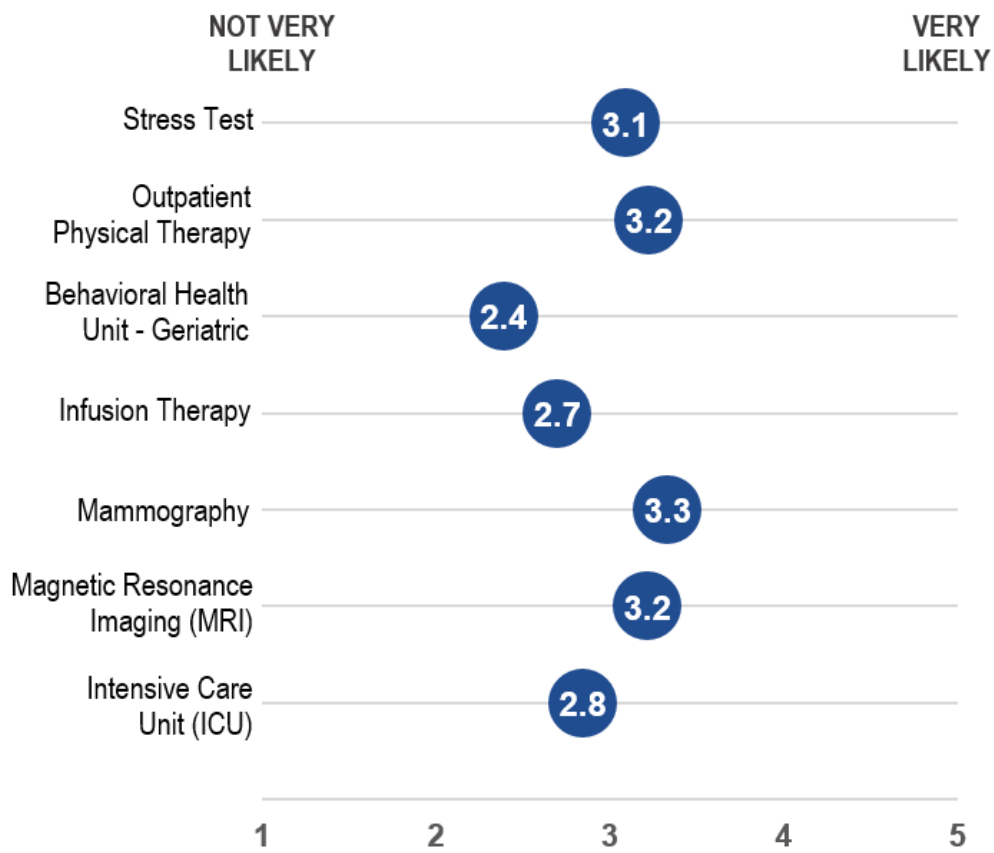


Respondent rating of **top three most important factors for a healthy community**:



Respondents think that **Bell County meets these factors.**

Respondent average rating of **how likely they would utilize the following services:**



Prioritization of Identified Health Needs

The Pineville Community Health Center, Inc.'s, CHNA final steering committee meeting was held via Zoom, a virtual platform for meetings, April 7, 2021, to review findings from the community surveys, key informant interviews, focus groups and county specific secondary health data.

The process of priority selection followed the Association for Community Health Improvement (ACHI) recommendations to consider:

- The magnitude of the problem (i.e., the number of people or the percentage of a population impacted).
- The severity of the problem (i.e., the degree to which health status is worse than the national norm).
- A high need among vulnerable populations.
- The community's capacity/willingness to act on the issue.
- The ability to have a measurable impact on the issue.
- Community resources already focused on the issue.
- Whether the issue is a root cause of other problems.

CEDIK staff led a facilitated discussion with members of the steering committee after the data presentation and completed the process of prioritizing the identified health needs. The following represent the recommendations of the steering committee to Pineville Community Health Center, Inc. for addressing health needs in Pineville/Bell County and the hospital service area for the next three years.

Prioritized Needs

1. Substance Use Disorder
2. Hospital services
 - a. Increase specialty services
 - b. Market current/available health services and resources (both hospital and community)
3. Obesity and Diabetes
4. Cancer

Other health needs identified by steering committee but not selected as priority needs:

- Transportation
- Support grandparents raising grandchildren (result of substance use, loss of parent due to death or incarceration)
- Mental Health
- Unable to afford healthy foods

Implementation Strategy

Substance Use Disorder

- Increase awareness and knowledge about substance use including opioid epidemic, prescription drug abuse, and narcotic addictions.
- Educate the communities through the use of advertising, articles, and educational programs.

Community Partners: local physicians practices, Bell County Health Department, Bell County Sheriff Department, and Kentucky Agency for Substance Abuse Policy.

Hospital Services

- Inform the communities of the current health services and resources available at PCHC.
- Communicate plans for future health services through media advertising, attending local organizations' meetings, and conducting Town Hall Meetings.
- Continue contracting with specialists for regular clinics at PCHC in order to reduce patients need to travel long distances for their health needs.

Obesity and Diabetes

- Increase awareness and knowledge regarding the risks of obesity and diabetes by collaborating with partners to provide nutritional data, body fat and blood sugar analysis, and physical activity benefits to school, community and civic organizations, and employers groups.
- Host weight loss and diabetes support group meetings and educational classes at PCHC.

Community Partners: University of Kentucky Bell County Extension Office, Bell County Health Department, local restaurants, and school systems.

Cancer

- Provide education on prevention and screening programs including information on lung, prostate, colon, and breast cancer.
- Contract with an Oncologist to conduct regular clinics at PCHC.
- Establish ongoing services such as mammograms, infusion clinics, annual wellness exams, and education on ways to prevent cancer and causes.

Community Partners: American Cancer Society, Kentucky Cancer Program, Bell County Health Department, Lincoln Memorial University, and Southeastern Kentucky Community Colleges.

Next Steps

This Implementation Strategy will be rolled out over the next three years, from Fiscal Year 2020 through the end of Fiscal Year 2022.

Pineville Community Health Center will kick off the implementation strategy by initiating collaborative efforts with community leaders to address each health priority identified through the assessment process.

Periodic evaluation of goals/objectives for each identified priority will be conducted to assure that we are on track to complete our plan as described.

At the end of Fiscal Year 2022, Pineville Community Health Center will review the implementation strategy and report on the success experienced through the collaborative efforts of improving the health of the community.



Appendix

Sources for all secondary data used in this report:

Demographics

Indicator	Original Source	Year
2019 Population Estimate	Census Population Estimates	2019
Percent of Population under 18 years	Census Population Estimates	2019
Percent of Population 65 year and older	Census Population Estimates	2019
Percent of Population Non-Hispanic White	Census Population Estimates	2019
Percent of Population Non-Hispanic Black	Census Population Estimates	2019
Percent of Population Hispanic	Census Population Estimates	2019
Percent of Population Asian	Census Population Estimates	2019
Percent of Population American Indian & Alaska Native	Census Population Estimates	2019
Percent Native Hawaiian/Other Pacific Islander	Census Population Estimates	2019
Percent of the Population Females	Census Population Estimates	2019
Percent of the Population Rural	Census Population Estimates	2019
Percent of the Population not Proficient in English	American Community Survey	2015-2019

Physical Environment

Indicator	Original Source	Year
Average daily density of air pollution - PM 2.5	Environmental Public Health Tracking Network	2016
Presence of drinking water violations	Safe Drinking Water Information System	2019
Percentage of severe housing problems with at least one of the following; Overcrowding, high housing costs, or lack of kitchen or plumbing facilities	Comprehensive Housing Affordability Strategy (CHAS) data	2013-2017
Percentage of workforce driving alone to work	American Community Survey, 5-year estimates	2015-2019
Percentage of workforce commuting alone for more than 30 minutes	American Community Survey, 5-year estimates	2015-2019

Social and Economic Environment

Indicator	Original Source	Year
Percentage of adults ages 25 and over with a high school diploma or equivalent.	American Community Survey, 5-year estimates	2015-2019
Percentage of ages 25-44 with some post-secondary college	American Community Survey, 5-year estimates	2015-2019
Percent of unemployed job-seeking population 16 years and older	Bureau of Labor Statistics	2019
Percent of children in poverty	Small Area Income and Poverty Estimates	2019
Percent of children qualifying for free or reduced lunch	National Center for Education Statistics	2018-2019
Disconnected Youth	American Community Survey, 5-year estimates	2015-2019
Income inequality ratio	American Community Survey, 5-year estimates	2015-2019
Percent of single-parent households	American Community Survey, 5-year estimates	2015-2019
Median Household Income	Small Area Income and Poverty Estimates	2019
Social Association Rate per 10,000 population	County Business Patterns	2018
Violent crime rate per 100,000 population	Uniform Crime Reporting - FBI	2014 & 2016
Injury death rate per 100,000 population	National Center for Health Statistics - Mortality Files	2015-2019

Health Behaviors

Indicator	Original Source	Year
Percent adult smokers	Behavioral Risk Factor Surveillance System	2018
Percent obese adults with BMI ≥ 30	United States Diabetes Surveillance System	2017
Percent physically inactive adults	United States Diabetes Surveillance System	2017
Percent of population with access to exercise opportunities	Business Analyst, Delorme map data, ESRI, & US Census Tigerline Files	2010 & 2019
Percent of adult excessive drinking	Behavioral Risk Factor Surveillance System	2018
Percent alcohol-impaired driving deaths	Fatality Analysis Reporting System	2018
Chlamydia rate newly diagnosed per 100,000 population	National Center for HIV/AIDS, Viral Hepatitis, STD, and TB Prevention	2018
Teen birth rate ages 15-19 per 1,000 population	National Center for Health Statistics - Natality files	2013-2019
Percent of population food insecure	Map the Meal Gap	2018
Percent of population limited access to healthy foods	USDA Food Environment Atlas	2015
Drug overdose mortality rate per 100,000 population	National Center for Health Statistics - Mortality Files	2017-2019
Motor vehicle mortality rate per 100,000 population	National Center for Health Statistics - Mortality Files	2013-2019

Health Outcomes

Indicator	Original Source	Year
Premature death rate	National Center for Health Statistics - Mortality Files	2017-2019
Child mortality rate	National Center for Health Statistics - Mortality Files	2017-2019
Percent of live births with low birth weight	National Center for Health Statistics - Natality files	2013-2019
Percent of population in fair/poor health	Behavioral Risk Factor Surveillance System	2018
Physically unhealthy days	Behavioral Risk Factor Surveillance System	2018
Percent of population in frequent physical distress	Behavioral Risk Factor Surveillance System	2018
Mentally unhealthy days	Behavioral Risk Factor Surveillance System	2018
Percent of population in frequent mental distress	Behavioral Risk Factor Surveillance System	2018
Percent of population who are diabetic	United States Diabetes Surveillance System	2017
HIV prevalence rate	National Center for HIV/AIDS, Viral Hepatitis, STD, and TB Prevention	2018



Bell County CHNA Survey 2020

The Community and Economic Development Initiative of Kentucky (CEDIK), from the University of Kentucky, in collaboration with Pineville Community Health Center (PCHC) is conducting the Community Health Needs Assessment (CHNA) for Bell County. We want to better understand your health needs and how the hospital and its partners can better meet those needs. Please take just 10-15 minutes to fill out this survey. Please do not include your name anywhere. All responses will remain anonymous.

Q1. Please tell us your zip code: _____

Q2. Are you or anyone in your household satisfied with the ability to access healthcare services in Bell County?

- Yes
 No

Q3. Do you have a family doctor?

- Yes
 No

Q4. If Yes, do you visit regularly? (Annually)

- Yes
 No

Q5. If No, do you receive routine healthcare? (Routine healthcare includes screenings, check-ups and patient counseling to prevent illnesses, disease or other health problems)

- Yes
 No

Q6. If you do not receive routine healthcare, please select all that apply as to why:

- No appointment available
 No specialist in my community
 No transportation
 Cannot take off from work
 Cannot afford it
 Other. Please specify:

Q7. Have you or someone in your household used the services of a hospital in the past 24 months?

- Yes
 No

Q8. If Yes, where did you visit a hospital?

- Pineville Community Health Center
 Barbourville ARH
 Middlesboro ARH
 Harlan ARH
 Other. Please specify:

Q9. Please select the top **THREE** health challenges you or anyone in your household face:

- High blood pressure
 - Diabetes
 - Cancer
 - Heart disease and stroke
 - Mental health issues
 - Substance use
 - Alcohol use
 - HIV/AIDS/STDs
 - Overweight/obesity
 - Respiratory/lung disease
 - Other. Please specify:
-

Q10. Are you or anyone in your household without health insurance currently?

- Yes
- No

Q11. How far do you or anyone in your household, travel to see a specialist?

- Less than 20 miles
- 20-49 miles
- 50-100 miles
- More than 100 miles
- I do not see any specialists

Q12. Have you or someone in your household used any of the specialty services below, in the past 24 months?

	At Pineville Community Health Center	At another hospital
Cardiology (Heart Related)	<input type="radio"/>	<input type="radio"/>
Obstetrics/Gynecology	<input type="radio"/>	<input type="radio"/>
Oncology (Cancer Care)	<input type="radio"/>	<input type="radio"/>
Orthopedics	<input type="radio"/>	<input type="radio"/>
Surgery	<input type="radio"/>	<input type="radio"/>
Other. Please specify:	<input type="radio"/>	<input type="radio"/>

Q13. If you went to a hospital other than Pineville Community Health Center, please select all that apply as to why:

- Service I needed was not available
 - My physician referred me
 - My insurance requires me to go somewhere else
 - I prefer larger hospitals
 - Other. Please specify:
-

Q14. Please check how likely is it that you would utilize the following services, on a scale from 1 to 5, where 1 means "not very likely" and 5 means "very likely":

	1	2	3	4	5
Stress Test	<input type="radio"/>	<input type="radio"/>	<input type="radio"/>	<input type="radio"/>	<input type="radio"/>
Outpatient Physical Therapy	<input type="radio"/>	<input type="radio"/>	<input type="radio"/>	<input type="radio"/>	<input type="radio"/>
Behavioral Health Unit - Geriatric	<input type="radio"/>	<input type="radio"/>	<input type="radio"/>	<input type="radio"/>	<input type="radio"/>
Infusion Therapy	<input type="radio"/>	<input type="radio"/>	<input type="radio"/>	<input type="radio"/>	<input type="radio"/>
Mammography	<input type="radio"/>	<input type="radio"/>	<input type="radio"/>	<input type="radio"/>	<input type="radio"/>
Magnetic Resonance Imaging (MRI)	<input type="radio"/>	<input type="radio"/>	<input type="radio"/>	<input type="radio"/>	<input type="radio"/>
Intensive Care Unit (ICU)	<input type="radio"/>	<input type="radio"/>	<input type="radio"/>	<input type="radio"/>	<input type="radio"/>

Q15. Please select any of the following preventive procedures you have had in the last year:

- Routine physical
- Mammogram (Women)
- Pap smear (Women)
- PSA - Prostate Specific Antigen (Men)
- Colonoscopy
- Other (e.g. vision screening, dental screening, skin cancer testing). Please specify: _____
- Not applicable

Q16. How would you rate your own personal health?

- Very healthy
- Healthy
- Neither healthy nor unhealthy
- Unhealthy
- Very unhealthy

Q17. How would you rate the overall health of the people in Bell County?

- Very healthy
- Healthy
- Neither healthy nor unhealthy
- Unhealthy
- Very unhealthy

Q18. Overall, how would you rank Pineville Community Health Center on a scale from 1 to 10, where 1 is "not very good" and 10 is "very good"?

Overall ranking	1	2	3	4	5	6	7	8	9	10
Pineville Community Health Center	<input type="radio"/>	<input type="radio"/>	<input type="radio"/>	<input type="radio"/>	<input type="radio"/>	<input type="radio"/>	<input type="radio"/>	<input type="radio"/>	<input type="radio"/>	<input type="radio"/>

Q19. Please select the top THREE most important factors for a healthy community. Choose only THREE:

- Good place to raise children
- Low crime/safe neighborhood
- Good school systems
- Easy access to healthcare
- Community activities and events
- Affordable housing
- Low disease rate
- Personal responsibility
- Diverse community
- Good jobs/healthy economy
- Religious or spiritual values
- Transportation
- Parks and recreation
- Access to internet/technology
- Other. Please specify: _____

Q20. Do you think Bell County meets the factors you selected above?

- Yes
- No

Q21. Would you recommend the Pineville Community Health Center to friends and family?

- Yes
- No

Q22. What is your age?

- 18-24
- 25-39
- 40-54
- 55-64
- 65-69
- 70 or older

Q23. What is your gender?

- Male
- Female
- Other. Please specify:

Q24. What is the highest level of education you have completed?

- High school
- Technical School
- College or above
- Other. Please specify:

Q25. What is your current employment status?

- Unemployed
- Employed part-time
- Employed full-time
- Retired
- Student
- Other. Please specify:

Thank you for participating in the survey!

Saving Bell Resource Guide

A resource guide for residents of Bell County, Kentucky



"Saving Bell County through Education, Prevention and Recovery"

TABLE OF CONTENTS

Treatment Locator.....	3
Addiction Treatment Services.....	4
Women’s Inpatient Addiction Treatment Facilities,,,,,	5
Men’s Inpatient Addiction Treatment Facilities.....	6
Support Groups.....	7
Medical Treatment Services.....	8
Mental Health Services.....	9
Food and Clothing Assistance.....	10
Shelter Assistance.....	11
Transportation Services.....	12
Employment.....	13
Education Services.....	14
Miscellaneous Resources.....	15

TREATMENT LOCATOR

Operation UNITE Treatment Referral Line

1-866-90-UNITE (1-866-908-6483)

KY HELP STATEWIDE CALL CENTER

1-833-8KY-HELP (1-833-859-4357) or
TEXT HOPE to 96714

UNITE BELL COUNTY

<https://operationunite.org/coalitions/bell/>
Tom Vicini-UNITE Coalition Coordinator 1-606-416-1926

ANGEL INITIATIVE

<https://kentuckystatepolice.org/angel-initiative/>
Show up at any KY State Police location for help getting in treatment

CASEY'S LAW

<http://caseyslaw.org/>
Casey's Mom and Founder of Casey's Law
charlotterw@twc.com

Local assistance with Casey's Law:

Family Pride Counseling

606-219-4676

Kristina.lpcc@gmail.com

Community Treatment Connector:

Tiffany Dobbs, ARC Community Liaison
606-225-0330

www.findhelpnowky.org

www.seethesignsky.com

www.CaseysLaw.org

www.americanaddictioncenters.org

www.awakeky.org

www.facesandvoicesofrecovery.org

www.intherooms.com

SUBSTANCE USE TREATMENT

OUTPATIENT

Baptist Health IOP

Corbin, KY. 40701
606-528-1212

Life and Health Counseling (MAT*)

Middlesboro, KY. 40965
606-242-2519

London Women's Care Clinic

London, KY. 40741
606-330-6000
www.londonwomenscare.com

SperoHealth (MAT*)

Middlesboro, KY. 40965
1-877-787-7376
www.sperohealth.com

INPATIENT

Addiction Recovery Care

1-888-520-8736
www.arcenters.com

Baptist Health Trillium Adult Detox

606-528-1212
Corbin, KY.

Recovery Kentucky/Kentucky Housing

1-800-633-8896
www.kyhousing.org

Schwartz Center

Lexington, KY.
1-800-928-8000

Stepworks Recovery Center

1-800-545-9031
www.stepworks.com

The Ridge Behavioral Health

Lexington, KY.
1-800-753-4673
www.bluegrass.org

* MAT-Medication-Assisted
Treatment Facility

WOMEN'S INPATIENT FACILITIES

Beth's Blessing

Annville, KY.
606-341-2281
www.arccenters.com/beths-blessing

Brighton Center for Women

Florence, KY.
859-282-9390
www.brightoncenter.com

Chrysalis House

Lexington, KY.
859-977-2501
www.chrysalishouse.org

Cumberland Hope Center

Harlan, KY.
606-837-0100

Hope Center for Women

Lexington, KY.
859-252-2002
www.hopectr.org

Hope City

Barbourville, KY.
606-545-7083

Independence House

Corbin, KY.
606-523-9386

Karen's Place

Louisa, KY.
606-244-0345
www.arccenters.com/Karens-place

Liberty Place

Richmond, KY.
859-625-0104

Lisa Walker Center

Harrodsburg, KY.
859-239-9598

Lydia's House

Benham, KY.
606-263-1549

New Vision for Expectant Mothers

Louisville, KY.
502-559-4375

Sky Hope

Somerset, KY.
606-425-4787

Trilogy Center

Hopkinsville, KY.
270-885-2902

MEN'S INPATIENT FACILITIES

CenterPoint Recovery Center for Men

Paducah, KY.
270-444-3640
www.fourriversmirco.com

Chad's Hope

Manchester, KY.
606-596-0355
606-599-9716
chadshopeky.com

Crossroads

Corbin, KY.
606-526-9552

Genesis Recovery Center

Grayson, KY.
606-898-2111

George Privett Recovery Center

Lexington, KY
859-225-4673
www.hopectr.org

Hickory Hill Recovery Center

Emmalena, KY.
606-785-0141
www.krccnet.com

Isaiah House

Willisburg, KY.
859-375-9200
www.isaiah-house.org

MARC (Men's Addiction Recovery

Campus)

Bowling Green, KY.
270-715-0810
www.MarcRecovery.com

Morehead Inspiration Center

Morehead, KY.
606-783-0404
www.pathways-ky.org

Owensboro Regional Recovery

Owensboro, KY.
270-689-0905
www.owenbororegionalrecovery.org

The Healing Place of Campbellsville

Campbellsville, KY.
270-789-0176
www.thehealingplace.org

The Healing Place for Men

Louisville, KY.
502-585-4848
www.thehealingplace.org

Transitions Grateful Life Center

Erlanger, KY.
859-359-4500
www.transitionsky.org

WaySide Christian Ministry

Louisville, KY.
502-582-2241
<https://www.waysidechristianmission.org/>

SUPPORT GROUPS

Celebrate Recovery-New Heights Church

Middlesboro, KY.

606-269-5183

Thursdays at 6:30pm

Self- Help (NA) Meeting

149 North 28th Street Middlesboro, KY.

Saturdays @ 12pm and Sundays @ 2pm

Self- Help (AA) Meeting

149 North 28th Street Middlesboro, KY.

Tuesdays @ 7pm

Self- Help Meeting-Lifeline Group

Pineville, KY.

Thursdays at 1pm @ Lighthouse Mission Center

Lighthouse Mission Meeting

Pineville, KY.

Tuesdays at 5:30pm @ Lighthouse Mission Center

606-269-2187

Nar-Anon Family Meeting

149 North 28th Street Middlesboro, KY.

Mondays at 6:30pm

606-269-3067

www.nar-anon.org

Self –Help (AA) Meeting-United Methodist Church

Harrogate, TN.

Mondays, Wednesdays and Fridays at 7pm

MEDICAL TREATMENT SERVICES

Appalachian Regional Hospital

Middlesboro, KY.

606-242-1100

www.arh.org

Bell County Health Department

Middlesboro, KY. 606-248-2862

Pineville, KY. 606-337-7046

Dr. Raju Vora-ARH Cumberland Valley Associates

Gastroenterologist and Hepatitis Treatment

Barbourville, KY.

606-546-4460

Grace Community Health (Medical and Mental Health Services Provided)

Pineville, KY. 606-654-3338

Gray, KY. 606-526-9005

Knox County Health Department

Barbourville, KY.

606-546-5919

**Needle Exchange Program Thursdays 1-3pm 606-546-3486*

Mountain Comprehensive Health Corporation MCHC

Pineville, KY, 606-337-3500

Middlesboro, KY. 606-654-9450

Urgent Care

Middlesboro, KY.

606-619-3060

www.firstcareclinics.com

MENTAL HEALTH SERVICES

Briscoe Mental Health Clinic

Barbourville, KY. 606-546-3104
Pineville, KY. 606-337-6137

Family Pride Counseling

Barbourville & Middlesboro
606-219-4676

Harlan ARH

Harlan, KY.
606-573-8100

Haven House Crisis Stabilization

London, KY.
1-888-435-7761

Intrust Counseling Services

Pineville, KY.
606-441-5060
<https://www.intrust-healthcare.com/>

Trillium Center (MTM Program)

Corbin, KY.
606-526-8330 or 1-833-531-5790

Cumberland River Behavioral Health

Middlesboro, KY. 606-248-4949
Pineville, KY. 606-337-6137
<https://www.crbhky.org/>

***NATIONAL SUICIDE LINE 1-888-273-TALK (8255) (Veterans**

Press 1)

OR

Text HOME to 741741

FOOD AND CLOTHING ASSISTANCE

Cooperative Christian Ministry

Middlesboro, KY.
606-248-8022

Goodwill Industries

Middlesboro, KY.
606-248-2529

Henderson Settlement

Frakes, KY.
606-337-3613 or 606-337-7729
www.hendersonsettlement.com

Lighthouse Mission Center

Pineville, KY.
606-337-1834 or 606-337-1069

Methodist Mountain Mission

Pineville, KY.
606-337-9864
<https://www.methodistmountainmission.org/>

New Unto Others

Middlesboro, KY.
606-269-2462

Red Bird Mission

Beverly, KY.
606-598-0520
www.rbmission.org

Salvation Army

Middlesboro, KY.
606-248-4925

**12pm meals served daily*

Tri-State Veterans

Middlesboro, KY.
606-248-4474

Vets Serving Vets

Middlesboro, KY.
606-246-0878

SHELTER FACILITIES

Good Samaritan House

London, KY.

606-862-2872

www.goodsamaritanhouseinc.com

Grapevine Apartments

Hazard, KY.

606-436-5761 ext. 7293

Henderson Settlement

Frakes, KY.

606-337-3613 or 606-337-7729

www.hendersonsettlement.com

KCEOC Community Partnership Homeless Shelter

Gray, KY.

606-546-3152

LKLP Safe House

Hazard, KY.

606-439-1552 or 1-800-928-3131

Ryan's Place (Males & Females)

Barbourville, KY.

606-546-9225

The Lighthouse Safe Haven Homeless Shelter for Women

Pineville, KY.

606-337-9736

The Sapling

Barbourville, KY.

606-595-5370

<http://krcnet.com/services/childrens-services/the-sapling-center/>

TRANSPORTATION

RTEC

1-800-321-7832

606-256-9835

City Transit Also Available, see the route and schedule at www.ridertec.org

SAVING BELL HAS TEAMED UP WITH RTEC TO PROVIDE AFFORDABLE, LOCAL TRANSPORTATION. DO YOU NEED A RIDE TO THE STORE, DOCTOR, WORK, OR ANY PLACE ELSE? CALL WITHIN 24 HOUR NOTICE TO SCHEDULE YOUR RIDE FOR ONLY \$1 IN EACH DIRECTION FOR ANY PLACE IN MIDDLESBORO OR \$2 IN EACH DIRECTION ANYWHERE IN BELL COUNTY.

CALL 1-800-321-7832 TO SCHEDULE YOUR RIDE TODAY! YOU CAN ALSO CATCH THE BUS AT ANY OF THE LOCATIONS ON THE SCHEDULE LOCATED ON THE BACK OF THIS GUIDE.

EMPLOYMENT

Arby's

Middlesboro, KY.
606-248-8616

Bell Whitley Community Action Agency

Pineville, KY.
606-337-3044

Blue Diamond Industries

Middlesboro, KY.
606-248-8078

Burger King

Middlesboro, KY.
606-248-5002

Dairy Queen

Middlesboro, KY. 606-248-8730
Pineville, KY. 606-337-2100

Dollar General

Middlesboro 606-242-2110
Pineville, KY. 606-337-2172

Indeed

www.indeed.com

McDonald's

Middlesboro, KY. 606-248-0449
Pineville, KY. 606-337-1505

Nesco

www.nescoresource.com

Krystal

Middlesboro, KY.
606-248-7086

New Opportunities School for Women

859-302-1506
www.nosw.org

OSI Sanitation

Middlesboro, KY.
606-248-7005

Sagebrush Steakhouse

Middlesboro, KY.
606-302-4208

SEKRI

Pineville, KY. 606-337-5222
Middlesboro, KY. 606-554-6057
www.sekri.org

Smithfield

Middlesboro, KY.
606-248-3311
www.smithfieldfoods.com/careers

Taco Bell

Middlesboro, KY.
606-242-2750

Teleworks USA

www.teleworksusa.com

EDUCATION PROGRAMS

Bell County Adult Education (SKCTC)

Middlesboro, KY.
606-248-3175

Bell County Council on Literacy

Middlesboro, KY.
606-248-4000

Bell County Public Library

Middlesboro, KY. 606-248-4812
Pineville, KY. 606-337-3422

Southeast Kentucky Community and Technical College

Pineville, KY. 606-337-3106
Middlesboro, KY. 606-242-2145

Family Resource Centers

Bell County High 606-337-8827
Bell Central 606-337-1976
Frakes School Center 606-337-2921
Lone Jack Elementary 606-337-9461
Middlesboro Elementary 606-242-8194
Middlesboro Middle 606-242-8519
Middlesboro High 606-242-8644
Page School Center 606-337-5207
Pineville Independent 606-337-4388
Right Fork Elementary 606-337-3271
Yellow Creek School 606-248-0547

MISCELLANEOUS RESOURCES

Appalachian Research & Defense Fund of Kentucky

Barbourville, KY.
606-546-5115
1-800-441-5115

Bell County Offices

County Attorney 606-337-2519
Commonwealth Attorney 606-248-0224
Sheriff 606-337-3102
Public Defender's Office 833-895-0578

Bell County Harm Reduction Program

Bell County Health Department
121 North 21st Street
Middlesboro, KY. 40965
606-248-2862

Clean Slate Kentucky

www.cleanslatekentucky.com

Domestic Violence Hotline

1-800-799-SAFE
www.kcadv.org

Hope City Intensive Outpatient

Barbourville, KY.
606-546-9187

New Hope DUI and Counseling Services

Middlesboro, KY.
606-302-5266

Rape Crisis Hotline

1-800-656-4673

Reentry Program

www.kentuckyreentry.org

Community Asset Registry for the Empowerment of Kentucky

Search for ALL RESOURCE available in YOUR community
<http://care-ky.org/>

While many hours of research and data collection have went into the creation of this guide, we cannot guarantee results based on the collection of resources here. None of the entities listed in this booklet paid for inclusion, nor sponsored the guide in any manner. While some information may be outdated, or incorrect, we will keep an updated version of the entire resource list on our website: www.savingbell.org

Revised 8/18/2020

Approval

This Community Health Needs Assessment was approved by the PCHC Board of Trustees on April 29, 2021.


SIGNATURE


DATE

